



Maitre'D®
Software that serves you better

Popular Reports

Maitre'D Software suite



Maitre'D®

Software that serves you better

Popular Reports

June 2008

Maitre'D Software Suite

Table of Contents

Popular Reports	
DSR	4
Sales Consolidated	4
Top 15 Items Consolidated	5
Daybook	5
Weekly summary of Clients by Time Period	6
Weekly summary of Sales by Time Period	7
Sales Comparison Consolidated	8
Usage Report	8
Operating Cost	9
Sales Cost	9
Invoice/Media by Time Period	9
Invoice Detail Search	10
Medias Summary (Medias)	10
Punches Summary	11
Labor Cost	11
Schedule	12

Popular Reports

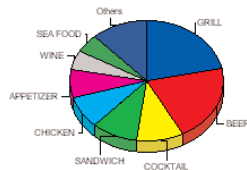
DSR

Maitre'D DSR Report (Daily Summary Report) compares sales (gross sales), taxes, media types, discounts and daily deposit for the selected week or date range. This report shows you a cash deposit only if you have the field "daily deposit" selected under the POS Control / view / option.

The following is a sample of DSR report :

Maitre'D		Daily Summary Report						
		1000013 - No filter						
		Custom date From Monday, July 03, 2000 To Sunday, July 09, 2000						
0012 Maitre'D Demo								
	Jul 03, 2000	Jul 04, 2000	Jul 05, 2000	Jul 06, 2000	Jul 07, 2000	Jul 08, 2000	Jul 09, 2000	TOTAL
SALES								
FOOD	1,700.91 86.8%	313.23 63.5%	306.35 41.8%	848.35 65.0%	284.75 71.8%	60.20 65.6%	0.00 0.0%	3,322.79 70.8%
LIQUOR	264.23 13.4%	180.00 36.5%	426.20 58.2%	336.08 26.4%	112.75 28.4%	46.59 51.4%	0.00 0.0%	1,365.38 29.2%
TOTAL SALES	1,965.14	493.23	732.55	1,184.43	397.50	106.79	0.00	4,686.17
TAXES								
STATE TAX	136.34	34.17	40.00	66.74	26.95	7.63	0.00	309.83
FEDERAL TAX	137.25	34.38	40.00	67.17	26.13	7.59	0.00	322.51
TOTAL TAXES	273.59	68.55	80.00	133.91	53.08	15.22	0.00	632.34
POS TOT SALES	2,238.73	561.78	812.55	1,318.34	450.58	122.01	0.00	5,318.51
PAYMENTS								
VISA	238.00	176.00	150.00	95.00	11.20	455.00	0.00	1,115.20
MASTER CARD	341.00	35.00	250.00	265.00	26.00	40.00	0.00	957.00
COUPON	0.00	0.00	0.00	0.00	2.00	0.00	0.00	2.00
GFT CERTIFICATE	30.00	0.00	0.00	0.00	0.00	0.00	0.00	30.00
RECEIVABLE	241.95	0.00	0.00	233.99	132.62	-200.00	0.00	388.56
TOTAL PAYMENTS	851.95	211.00	400.00	593.99	171.82	255.00	0.00	2,382.76
PAID IN & GFT Certificate								
PAID IN 1	0.00	0.00	0.00	0.00	0.00	-200.00	0.00	-200.00
GFT CERTIFICATE	0.00	0.00	0.00	0.00	0.00	-65.00	0.00	-65.00
TOTAL PAID IN & GFT	0.00	0.00	0.00	0.00	0.00	-265.00	0.00	-265.00
PAID OUT								
PAID OUT 1	0.00	0.00	0.00	0.00	0.00	20.00	0.00	20.00
TOTAL PAID OUT	0.00	0.00	0.00	0.00	0.00	20.00	0.00	20.00
TOTAL PAYMENTS	851.95	211.00	400.00	593.99	171.82	235.00	0.00	2,362.76
DISCOUNT								
2.00 \$ DISCOUNT	4.08	0.00	0.00	0.00	0.00	0.00	0.00	4.08
15% DISCOUNT	-78.62	0.00	0.00	0.00	0.00	0.00	0.00	-78.62
2.00 \$ COUPON	0.00	2.00	0.00	0.00	0.00	0.00	0.00	2.00
COUPON	0.00	0.00	0.00	0.00	0.00	0.00	0.00	0.00
QUALITY DISC.	0.00	0.00	0.00	22.81	0.00	0.00	0.00	22.81
15% DISCOUNT	0.00	0.00	0.00	-24.89	0.00	0.00	0.00	-24.89
QUALITY DISC.	0.00	0.00	0.00	24.38	0.00	0.00	0.00	24.38
TOTAL DISCOUNT	-74.54	2.00	0.00	-2.09	22.81	0.00	0.00	-51.82
TOTAL NON-CASH	305.41	213.00	400.00	591.91	171.82	235.00	0.00	2,197.14
CASH DEPOSIT								

Maitre'D		Sales Total		1000013 - 2002	
POS TOUCH SCREEN SYSTEMS		Daily summary		No filter	
		Tuesday, July 04, 2000			
0012 Maitre'D Demo					
Total net sales	\$491.26	24 Meal(s)	Meal value	\$246.88	
Total taxes	\$68.55	6 Client(s)	Average / Client	\$82.21	
Total discount	\$2.00	6 Table(s)	Average / Table	\$82.21	
Total sales	\$559.81	0 No sale(s)	Table turnover(min.)	0	
Service	\$0.00				
Division					
6 GRILL	\$106.20	21.53 %			
21 BEER	\$102.05	20.69 %			
9 COCKTAIL	\$48.59	9.87 %			
7 SANDWICH	\$46.75	9.48 %			
6 CHICKEN	\$43.60	8.84 %			
10 APPETIZER	\$37.80	7.66 %			
2 WINE	\$24.95	5.06 %			
2 SEAFOOD	\$24.60	4.99 %			
11 SNACK	\$21.10	4.28 %			
2 PASTA	\$17.98	3.65 %			
1 SM PIZZA	\$7.75	1.57 %			
2 DESSERT	\$4.95	1.00 %			
1 ALCOHOL	\$4.34	0.88 %			
21 MODIFIERS	\$2.50	0.51 %			
Total	\$493.26				
Categories					
68 FOOD	\$313.23	63.50 %			
33 LIQUOR	\$180.03	36.50 %			
Total	\$493.26				



Sales Consolidated

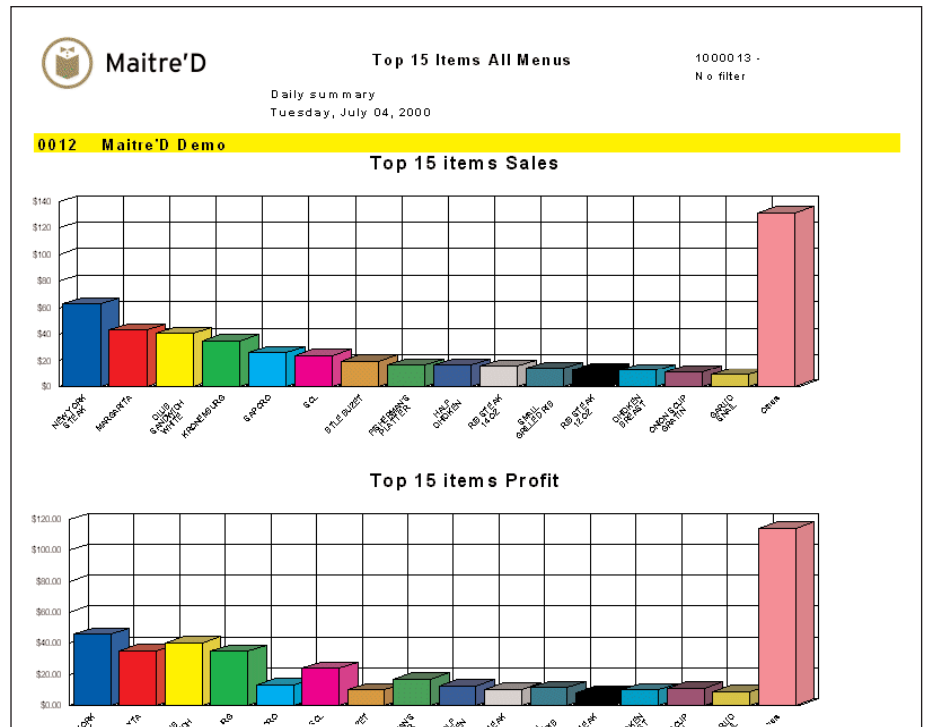
Maitre'D Sales Consolidated Report shows the restaurant's sales information for the date or the period of time requested.

The following is a sample of the Sales consolidated report :

Top 15 Items Consolidated

Maitre'D Top 15 items consolidated Report shows information of top 15 items of all revenue centers condensed together, for the date or the period of time requested. From a report filter window, you select the appropriate date or date range, categories, divisions, revenue centers and modes for which you need information.

The following is a sample of the Top 15 items consolidated report :



Daybook								
Maitre'D		Last day Sunday, August 26, 2001		1000006 - 2003 No filter				
1012 Dem o MD								
Daybook - Part 1								
All menus								
Category	BREAKFAST #1		LUNCH #1		HAPPY HOUR #1		EVENING #1	
	Gross sales	Total discount	Gross sales	Total discount	Gross sales	Total discount	Gross sales	Total discount
FOOD	\$35,514.46	\$297.04	\$10,482.43	\$165.72	\$3,012.75	\$42.90	\$4,809.13	\$28.80
LIQUOR	\$13,340.12	\$42.67	\$4,005.85	\$26.28	\$1,286.50	\$7.10	\$1,114.70	\$3.20
Undefined	\$782.00	\$0.00	\$323.75	\$0.00	\$66.00	\$0.00	\$163.00	\$0.00
	\$49,636.58	\$339.71	\$14,812.03	\$192.00	\$4,365.25	\$50.00	\$6,086.83	\$32.00
Cust. count	2542		684		240		295	
Taxes								
FEDERAL TAX	\$3,427.85		\$1,017.88		\$209.51		\$423.85	
NON TAXABLE	\$0.00		\$0.00		\$0.00		\$0.00	
STATE TAX	\$3,415.91		\$1,011.14		\$208.65		\$421.28	
Total taxes	\$6,853.76		\$2,028.82		\$595.16		\$845.13	
Total	\$56,490.34		\$16,840.85		\$4,960.41		\$6,931.96	
Bar								
Category	Lunch #4		Afternoon #4		Happy Hour #4		Late Night #4	
	Gross sales	Total discount	Gross sales	Total discount	Gross sales	Total discount	Gross sales	Total discount
FOOD	\$0.00	\$0.00	\$1.20	\$0.00	\$0.00	\$0.00	\$0.00	\$0.00
LIQUOR	\$5,754.76	\$0.00	\$1,573.74	\$0.00	\$539.76	\$0.00	\$352.19	\$0.00
	\$5,754.76	\$0.00	\$1,574.94	\$0.00	\$539.76	\$0.00	\$352.19	\$0.00
Cust. count	0		0		0		0	
Taxes								
FEDERAL TAX	\$402.84		\$110.24		\$37.80		\$24.65	
STATE TAX	\$400.03		\$109.47		\$37.58		\$24.48	
Total taxes	\$802.87		\$219.71		\$75.38		\$49.13	
Total	\$6,557.63		\$1,794.65		\$615.12		\$401.32	

Daybook

Maitre'D's Daybook report shows you sales details, by modes and by revenue centers, on the first pages, as well as discount details, deposit details, and statistics, on a last page. From the report filter window, select the appropriate date to be included in the report. It is also possible to force the user to enter the deposit amount before they can run the EOD. If you wish to do so, the "Daily deposit" flag under POS Control / View / Option must be selected.

The following is a sample of the daybook report :

		Weekly Summary of Clients by time period							1000006 - 5001
		Maitre'D							No filter
		8/12/2001 - 8/18/2001							
1012 Demo MD									
From- To	Sun - 12	Mon - 13	Tue - 14	Wed - 15	Thu - 16	Fri - 17	Sat - 18	Total	
06:00 - 06:30	0	0	0	0	0	0	0	0	
06:30 - 07:00	0	0	0	0	0	0	0	0	
07:00 - 07:30	0	0	0	0	0	0	0	0	
07:30 - 08:00	0	0	0	0	42	0	0	42	
08:00 - 08:30	0	0	0	0	0	0	0	0	
08:30 - 09:00	0	0	0	0	1	2	1	4	
09:00 - 09:30	8	0	0	0	0	24	0	32	
09:30 - 10:00	0	14	0	42	0	8	2	64	
10:00 - 10:30	0	45	77	8	0	0	2	132	
10:30 - 11:00	0	18	38	0	0	0	0	56	
Breakfast	8	77	115	50	43	34	5	332	
11:00 - 11:30	0	0	0	0	0	0	62	62	
11:30 - 12:00	0	0	0	0	0	0	3	3	
12:00 - 12:30	0	0	0	0	0	0	4	4	
12:30 - 13:00	0	0	0	0	0	0	0	0	
13:00 - 13:30	0	0	0	0	0	0	0	0	
13:30 - 14:00	0	0	0	0	0	0	0	0	
14:00 - 14:30	0	0	0	24	0	0	0	24	
14:30 - 15:00	0	30	0	1	0	40	0	71	
15:00 - 15:30	0	0	0	0	0	0	0	0	
15:30 - 16:00	0	0	0	0	8	0	0	8	
16:00 - 16:30	0	0	0	0	9	0	2	11	
16:30 - 17:00	0	0	0	0	0	0	26	26	
Lunch	0	30	0	25	17	40	97	209	
17:00 - 17:30	0	0	0	0	0	0	0	0	
17:30 - 18:00	0	0	0	0	0	0	0	0	
18:00 - 18:30	0	0	0	0	1	0	0	1	
18:30 - 19:00	0	0	0	20	0	0	0	20	
Dinner	0	0	0	20	1	0	0	21	
19:00 - 19:30	0	0	0	0	1	0	0	1	
19:30 - 20:00	0	0	0	0	22	0	0	22	
20:00 - 20:30	0	0	0	0	0	0	0	0	
20:30 - 21:00	0	0	0	0	0	0	0	0	
21:00 - 21:30	119	0	0	0	0	0	0	119	
21:30 - 22:00	10	0	0	0	0	0	0	10	
22:00 - 22:30	0	0	0	0	0	0	0	0	
22:30 - 23:00	0	0	0	0	0	0	0	0	
23:00 - 23:30	0	0	0	0	0	0	0	0	
23:30 - 00:00	0	0	0	0	0	0	0	0	
00:00 - 00:30	0	0	0	0	0	0	0	0	
00:30 - 01:00	0	0	0	0	0	0	0	0	
01:00 - 01:30	0	0	0	0	0	0	0	0	
01:30 - 02:00	0	0	0	0	0	0	0	0	
02:00 - 02:30	0	0	0	0	0	0	0	0	
02:30 - 03:00	0	0	0	0	0	0	0	0	
03:00 - 03:30	0	0	0	0	0	0	0	0	
03:30 - 04:00	0	0	0	0	0	0	0	0	
04:00 - 04:30	0	0	0	0	0	0	0	0	
04:30 - 05:00	0	0	0	0	0	0	0	0	
05:00 - 05:30	0	0	0	0	0	0	0	0	
05:30 - 06:00	0	0	0	0	0	0	0	0	
End of file	129	0	0	0	23	0	0	152	
Total	137	107	115	95	84	74	102	714	

Weekly summary of Clients by Time Period

Maitre'D weekly summary of clients by time period report shows client count information by half-hour time slices for the week requested. From the report filter window, select the appropriate start date, time slices and revenue centers to be included in the report.

The following is a sample of the weekly summary of clients by time period report :

		Weekly summary of Sales by time period							1000006 - 5302 No filter
		Maitre'D 8/12/2001 - 8/18/2001							
1012 Demo MD									
From-To	Sun - 12	Mon - 13	Tue - 14	Wed - 15	Thu - 16	Fri - 17	Sat - 18	Total	
06:00 - 06:30	\$0.00	\$0.00	\$0.00	\$0.00	\$0.00	\$0.00	\$0.00	\$0.00	
06:30 - 07:00	\$0.00	\$0.00	\$0.00	\$0.00	\$0.00	\$0.00	\$0.00	\$0.00	
07:00 - 07:30	\$0.00	\$0.00	\$0.00	\$0.00	\$0.00	\$0.00	\$0.00	\$0.00	
07:30 - 08:00	\$0.00	\$0.00	\$0.00	\$0.00	\$2,479.50	\$0.00	\$0.00	\$2,479.50	
08:00 - 08:30	\$0.00	\$0.00	\$0.00	\$0.00	\$0.00	\$0.00	\$0.00	\$0.00	
08:30 - 09:00	\$0.00	\$0.00	\$0.00	\$0.00	\$143.91	\$188.20	\$4.50	\$336.61	
09:00 - 09:30	\$344.31	\$0.00	\$0.00	\$0.00	\$0.00	\$1,420.40	\$0.00	\$1,764.71	
09:30 - 10:00	\$0.00	\$821.24	\$0.00	\$2,924.74	\$0.00	\$842.41	\$127.70	\$4,716.19	
10:00 - 10:30	\$0.00	\$3,051.93	\$5,330.27	\$470.36	\$0.00	\$0.00	\$89.10	\$8,942.76	
10:30 - 11:00	\$0.00	\$1,254.46	\$2,689.16	\$0.00	\$0.00	\$0.00	\$0.00	\$3,943.62	
Breakfast	\$344.31	\$5,127.63	\$7,989.43	\$3,395.10	\$2,623.47	\$2,121.07	\$201.30	\$21,802.31	
11:00 - 11:30	\$0.00	\$0.00	\$0.00	\$0.00	\$0.00	\$0.00	\$2,774.08	\$2,774.08	
11:30 - 12:00	\$0.00	\$0.00	\$0.00	\$0.00	\$0.00	\$0.00	-\$5.55	-\$5.55	
12:00 - 12:30	\$0.00	\$0.00	\$0.00	\$0.00	\$0.00	\$0.00	\$105.33	\$105.33	
12:30 - 13:00	\$0.00	\$0.00	\$0.00	\$0.00	\$0.00	\$0.00	\$0.00	\$0.00	
13:00 - 13:30	\$0.00	\$0.00	\$0.00	\$0.00	\$0.00	\$0.00	\$0.00	\$0.00	
13:30 - 14:00	\$0.00	\$0.00	\$0.00	\$0.00	\$0.00	\$0.00	\$0.00	\$0.00	
14:00 - 14:30	\$0.00	\$0.00	\$0.00	\$1,626.39	\$0.00	\$0.00	\$0.00	\$1,626.39	
14:30 - 15:00	\$0.00	\$2,036.85	\$0.00	\$165.59	\$0.00	\$2,308.08	\$0.00	\$4,510.52	
15:00 - 15:30	\$0.00	\$0.00	\$0.00	\$0.00	\$0.00	\$0.00	\$0.00	\$0.00	
15:30 - 16:00	\$0.00	\$0.00	\$0.00	\$0.00	\$458.76	\$0.00	\$0.00	\$458.76	
16:00 - 16:30	\$0.00	\$0.00	\$0.00	\$0.00	\$468.20	\$0.00	\$78.23	\$546.43	
16:30 - 17:00	\$0.00	\$0.00	\$0.00	\$0.00	\$0.00	\$0.00	\$1,051.92	\$1,051.92	
Lunch	\$0.00	\$2,096.85	\$0.00	\$1,791.98	\$926.96	\$2,308.08	\$4,004.01	\$11,127.88	
17:00 - 17:30	\$0.00	\$0.00	\$0.00	\$0.00	\$0.00	\$0.00	\$0.00	\$0.00	
17:30 - 18:00	\$0.00	\$0.00	\$0.00	\$0.00	\$0.00	\$0.00	\$0.00	\$0.00	
18:00 - 18:30	\$0.00	\$0.00	\$0.00	\$0.00	\$137.77	\$0.00	\$0.00	\$137.77	
18:30 - 19:00	\$0.00	\$0.00	\$0.00	\$1,643.60	\$0.00	\$0.00	\$0.00	\$1,643.60	
Dinner	\$0.00	\$0.00	\$0.00	\$1,643.60	\$137.77	\$0.00	\$0.00	\$1,781.37	
19:00 - 19:30	\$0.00	\$0.00	\$0.00	\$0.00	\$70.55	\$0.00	\$0.00	\$70.55	
19:30 - 20:00	\$0.00	\$0.00	\$0.00	\$0.00	\$1,205.44	\$0.00	\$0.00	\$1,205.44	
20:00 - 20:30	\$0.00	\$0.00	\$0.00	\$0.00	\$0.00	\$0.00	\$0.00	\$0.00	
20:30 - 21:00	\$0.00	\$0.00	\$0.00	\$0.00	\$0.00	\$0.00	\$0.00	\$0.00	
21:00 - 21:30	\$5,692.28	\$0.00	\$0.00	\$0.00	\$0.00	\$0.00	\$0.00	\$5,692.28	
21:30 - 22:00	\$429.77	\$0.00	\$0.00	\$0.00	\$0.00	\$0.00	\$0.00	\$429.77	
22:00 - 22:30	\$0.00	\$0.00	\$0.00	\$0.00	\$0.00	\$0.00	\$0.00	\$0.00	
22:30 - 23:00	\$0.00	\$0.00	\$0.00	\$0.00	\$0.00	\$0.00	\$0.00	\$0.00	
23:00 - 23:30	\$0.00	\$0.00	\$0.00	\$0.00	\$0.00	\$0.00	\$0.00	\$0.00	
23:30 - 00:00	\$0.00	\$0.00	\$0.00	\$0.00	\$0.00	\$0.00	\$0.00	\$0.00	
00:00 - 00:30	\$0.00	\$0.00	\$0.00	\$0.00	\$0.00	\$0.00	\$0.00	\$0.00	
00:30 - 01:00	\$0.00	\$0.00	\$0.00	\$0.00	\$0.00	\$0.00	\$0.00	\$0.00	
01:00 - 01:30	\$0.00	\$0.00	\$0.00	\$0.00	\$0.00	\$0.00	\$0.00	\$0.00	
01:30 - 02:00	\$0.00	\$0.00	\$0.00	\$0.00	\$0.00	\$0.00	\$0.00	\$0.00	
02:00 - 02:30	\$0.00	\$0.00	\$0.00	\$0.00	\$0.00	\$0.00	\$0.00	\$0.00	
02:30 - 03:00	\$0.00	\$0.00	\$0.00	\$0.00	\$0.00	\$0.00	\$0.00	\$0.00	
03:00 - 03:30	\$0.00	\$0.00	\$0.00	\$0.00	\$0.00	\$0.00	\$0.00	\$0.00	
03:30 - 04:00	\$0.00	\$0.00	\$0.00	\$0.00	\$0.00	\$0.00	\$0.00	\$0.00	
04:00 - 04:30	\$0.00	\$0.00	\$0.00	\$0.00	\$0.00	\$0.00	\$0.00	\$0.00	
04:30 - 05:00	\$0.00	\$0.00	\$0.00	\$0.00	\$0.00	\$0.00	\$0.00	\$0.00	
05:00 - 05:30	\$0.00	\$0.00	\$0.00	\$0.00	\$0.00	\$0.00	\$0.00	\$0.00	
05:30 - 06:00	\$0.00	\$0.00	\$0.00	\$0.00	\$0.00	\$0.00	\$0.00	\$0.00	
Late After	\$6,122.05	\$0.00	\$0.00	\$0.00	\$1,276.99	\$0.00	\$0.00	\$7,399.04	
Total	\$6,466.36	\$7,224.48	\$7,989.43	\$6,830.68	\$4,965.19	\$4,429.15	\$4,205.31	\$42,110.60	

Weekly summary of Sales by Time Period

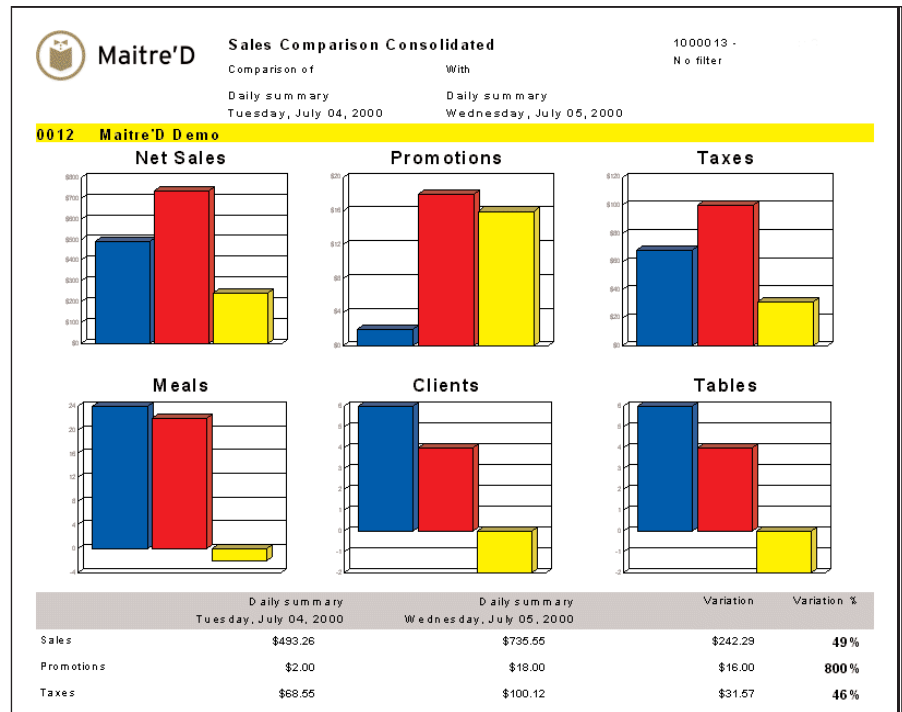
Maitre'D weekly summary of sales by time period report shows sales information by half-hour time slices for the week requested. From the report filter window, select the appropriate start date, time slices and revenue centers to be included in the report.

The following is a sample of the weekly summary of sales by time period report :

Sales Comparison Consolidated

Maitre'D Sales Comparison consolidated report compares net sales, promotions (discounts), taxes, service, the quantity of meals sold, the amount of clients served and the quantity of tables served between 2 specific dates or 2 specific period of time. From a report filter window, you select the appropriate dates or date range, revenue center and mode for which you need information.

The following is a sample of the Sales comparison consolidated report :



Usage Report

Maitre'D's Usage Report shows information based on real quantity used per item. Real used quantity includes sales, losses and variances. This report could be useful when planning your purchases. From the report filter window, select the appropriate period, suppliers, inventory items, categories, groups, locations and departments to be included in the report.

The following is a sample of the usage report :

Usage Report
 Weekly Report Current
 From Monday, August 20, 2001
 To Thursday, August 23, 2001
 1000006 - 2003
 Filter on: Items

1012 Demo MD 2002
 Back Store Room

Product	Units	Beginning stock	Purchases	Transfer	Ending stock	Real Used
CARROT	KILO	-143.755	272.400	0.000	128.631	0.114
CHATEAU MUSCADET	BOTTLE	-34.000	0.000	0.000	-38.000	4.000
CHICKEN BREAST	UNIT	-633.750	60.000	0.000	-679.750	106.000
CHICKEN LEG.	UNIT	-439.000	120.000	0.000	-430.000	111.000

Operating Cost

Maitre'D's Operating Cost Report shows information regarding the different operating costs. This report is available on a weekly, period and monthly basis for the current and past time period. From the report filter window, select the appropriate period, suppliers, inventory items, categories, groups, locations and departments to be included in the report.

The following is a sample of the operating cost report :

1012 Dem o MD 2002		Operating Cost Report					1000006 - 2003	
Back Store Room		Weekly Report Current					Filter on:	
		From Monday, August 20, 2001					Items	
		To Thursday, August 23, 2001						
Code	Product	Units	Operation cost	Sales	Sales Cost	Variance	Variance Value	Variance %
CARROT	CARROT	KILO	\$0.048	0.114	\$0.047	0.000	\$0.000	0.000
CH.LA BOTTINIERE	CHATEAU MUSCADET	BOTTLE	\$47.840	1.000	\$11.980	3.000	\$35.880	75.000
BREAST	CHICKEN BREAST	UNIT	\$132.500	106.000	\$132.500	0.000	\$0.000	0.000
CHICKEN LEG	CHICKEN LEG.	UNIT	\$94.350	111.000	\$94.350	0.000	\$0.000	0.000
			\$274.738		\$238.857		\$35.880	

Sales Cost

Maitre'D's Sales Cost Report shows information on the sales cost per inventory item and the differences between the real and the theoretical used quantities. This report is available on a weekly, periodic and monthly basis for the current and past time period. From the report filter window, select the appropriate period, suppliers, inventory items, categories, groups, locations and departments to be included in the report.

The following is a sample of the sales cost report :

1012 Dem o MD 2002		Sales Cost Report				1000006 - 2003	
Back Store Room		Weekly Report Current				Filter on:	
		From Monday, August 20, 2001				Items	
		To Thursday, August 23, 2001					
Product	Units	Theoretical Sales Cost	Variance	Variance Value	Variance %		
CARROT	KILO	\$0.047	0.000	\$0.000	0.000		
CHATEAU MUSCADET	BOTTLE	\$11.980	3.000	\$35.880	75.000		
CHICKEN BREAST	UNIT	\$132.500	0.000	\$0.000	0.000		
CHICKEN LEG.	UNIT	\$94.350	0.000	\$0.000	0.000		
		\$238.857		\$35.880			

Invoice/Media by Time Period

Maitre'D by time period report is an invoice report that provides all invoices (checks) for a specific time frame. From the report filter window, select the date and time range and employees to be included in the report.

The following is a sample of the by time period report :

0012 Maitre'D Demo		Invoice Report							1000013 - No filter			
		By time period										
		From: Sunday, June 11, 2000										
		To: Wednesday, August 01, 2001										
Invoice	Date	Time	Table	Clients	Total sales	Taxes	Promotions	Service Media	Amount	Tran.	Redist.	Voided
100053	07/11/2001	08:38	1	1	\$6.75	\$0.80	\$0.00	\$0.00 CASH	\$6.55			
100054	07/30/2001	09:37	1	1	\$9.95	\$1.39	\$0.00	\$0.00 CASH	\$11.34			
100055	07/30/2001	09:37	0	1	\$-9.95	\$1.60	\$0.00	\$-1.49 CASH	\$-13.04			
100056	07/30/2001	09:47	1	1	\$20.25	\$2.83	\$0.00	\$0.00 CASH	\$23.08			
100057	07/30/2001	10:03	0	1	\$-9.95	\$1.60	\$0.00	\$-1.49 CASH	\$-13.04			
100058	07/30/2001	11:14	1	1	\$11.95	\$1.67	\$0.00	\$0.00 VISA EFT	\$14.00			
100059	07/30/2001	11:36	1	1	\$1.85	\$0.26	\$0.00	\$0.00 CASH	\$2.11			
100060	07/30/2001	15:14	1	1	\$9.95	\$1.39	\$0.00	\$0.00 VISA EFT	\$11.34			
100291	07/31/2001	13:10	0	1	\$10.40	\$1.45	\$0.00	\$0.00 CASH	\$11.85			
100292	07/31/2001	13:10	0	1	\$6.25	\$0.60	\$2.00	\$0.00 CASH	\$4.85			
100293	07/31/2001	14:45	9	3	\$63.96	\$7.59	\$9.59	\$0.00 CASH	\$61.96			
100294	07/31/2001	14:45	9	3	\$34.15	\$4.77	\$0.00	\$0.00 VISA	\$46.00			
100295	07/31/2001	14:45	9	3	\$37.97	\$5.30	\$0.00	\$0.00 MASTER CARD	\$48.00			
100296	08/01/2001	11:50	9	1	\$7.50	\$1.05	\$0.00	\$0.00 CASH	\$8.55			
100297	08/01/2001	11:51	9	1	\$22.50	\$3.15	\$0.00	\$0.00 CASH	\$25.65			
100403	08/01/2001	11:53	9	1	\$7.50	\$1.05	\$0.00	\$0.00 CASH	\$8.55			
100404	08/01/2001	16:42	9	1	\$7.50	\$1.05	\$0.00	\$0.00 CASH	\$8.55			
100405	08/01/2001	16:42	9	1	\$3.75	\$0.52	\$0.00	\$0.00 RECEIVABLE	\$4.27			
100406	08/01/2001	16:43	9	1	\$4,000.00	\$558.20	\$0.00	\$0.00 RECEIVABLE	\$4,558.20			
100407	08/01/2001	16:47	9	1	\$378.75	\$52.85	\$0.00	\$0.00 CASH	\$431.60			
100408	08/01/2001	16:48	9	1	\$1.85	\$0.26	\$0.00	\$0.00 RECEIVABLE	\$2.11			
100409	08/01/2001	16:48	8	1	\$353.25	\$49.30	\$0.00	\$0.00 RECEIVABLE	\$402.55			
100410	08/02/2001	09:23	9	1	\$3.75	\$0.52	\$0.00	\$0.00 CASH	\$4.27			
100411	08/02/2001	09:27	9	1	\$11.25	\$1.57	\$-1.89	\$0.00 RECEIVABLE	\$14.51			
100412	08/02/2001	09:41	9	3	\$9.30	\$1.30	\$-1.39	\$0.00 VISA EFT	\$11.99			
100413	08/02/2001	09:42	9	1	\$36.90	\$5.15	\$-5.53	\$0.00 VISA EFT	\$47.58			
100414	08/02/2001	09:45	9	1	\$7.50	\$1.05	\$-1.12	\$0.00 CASH	\$9.67			
100415	08/02/2001	09:57	9	1	\$197.94	\$27.63	\$-29.69	\$0.00 CASH	\$255.26			
100416	08/02/2001	10:00	9	4	\$7.50	\$0.89	\$1.12	\$0.00 CASH	\$7.27			

Invoice Detail Search

Maitre'D's Invoice Detail Search report shows you the actual detailed invoice according to your specifications. It helps to retrieve and reprint specified invoices. This report does not include invoices from the current day (operating day). From the report filter window, select the date and time range, amounts, invoices, tables, employees, items, promotions, media, revenue centers and modes to be included in the report.

The following is a sample of the invoice detail search report :

Maitre'D		Workstation invoice report		1000006 No filter	
Tuesday, February 25, 2003		Invoices:		All invoices	
1012 Demo MD					
<p>Demo MD ADVANCED POS SYSTEM 1-888-404-2662</p> <p>Thursday, February 27, 2003</p> <p>Check #101702-1 Table #9</p>					
1	GLASS OF WHITE WINE	\$3.25	10:22		
1	CHICKEN SKEWER	\$8.95	10:22		
1	GARLIC SNAIL	\$4.50	10:22		
1	BLACK LABEL	\$3.03	10:22		
1	=> FRENCH FRIES	\$0.00	10:22		
1	=> MEDIUM RARE	\$0.00	10:22		
1	SMALL GRILLED RIB	\$14.45	10:22		
1	ONION SOUP GRATIN	\$3.75	10:22		
	SUB-TOTAL :	\$37.93			
	STATE TAX	\$2.04			
	FEDERAL TAX	\$2.00			
	TOTAL	\$43.23			
	CASH	\$43.23			
	G.S.T.#R-136158474				
	P.S.T.# 1015839232				
	Time: 10:22	2	customer(s)		
	THANKS FOR YOUR PATRONAGE PLEASE COME AGAIN !!!				
	YOU HAVE BEEN SERVED BY : PETER				



Medias Summary Report (Medias)

1000014 -
No filter

From Monday, August 13, 2001
To Tuesday, August 14, 2001

0012 Maitre'D Demo

Media	Number	Amount	Tip	Tip fees
CASH	4	\$725.11	\$0.00	\$0.00
VISA	1	\$687.90	\$0.00	\$0.00
Total	5	\$1,413.01	\$0.00	\$0.00

Medias Summary (Medias)

Maitre'D medias summary (Medias) report provides you with a total quantity and a total \$ amount of the invoices for each type of payment for the selected date or period of time. It also gives you a total tip amount and total tip fees per type of payment.

Note : Each payment type must have the field "included in report" enabled to show up on the media report.

From the report filter window, select the appropriate date and time range, revenue center, media type and employees to be included in the report.

The following is a sample of the Medias summary (Medias) report :

Punches Summary

Maitre'D punches summary report gives information on all the punches that were done for a specific period of time. This report is sorted by employee name. This report shows detailed information such as the real date and time the punches were recorder at, as well as the date and time that was used for payroll calculation. If there is a difference between these columns, the adjustment reason also appears. From the report filter window, select the dates and employees to be included in the report.

The following is a sample of the punches summary report :

Maitre'D		Punches summary report			1000006 - 2003 No filter		
From Saturday, January 25, 2003 To Saturday, February 01, 2003							
1012 Dem o MD							
Employee name	Time In			Time Out			
	Time real	Time used	Code	Time real	Time used	Code	
OND, YOKO	1/27/2003 08:00	1/27/2003 08:00		1/27/2003 17:00	1/27/2003 17:00		
OND, YOKO	1/28/2003 08:00	1/28/2003 08:00		1/28/2003 18:00	1/28/2003 18:00		
OND, YOKO	1/29/2003 08:00	1/29/2003 08:00		1/29/2003 17:00	1/29/2003 17:00		
OND, YOKO	1/30/2003 08:30	1/30/2003 08:30		1/30/2003 16:00	1/30/2003 16:00		
OND, YOKO	1/30/2003 19:00	1/30/2003 19:00		1/30/2003 23:59	1/30/2003 23:59		
OND, YOKO	1/31/2003 08:30	1/31/2003 08:30		1/31/2003 16:00	1/31/2003 16:00		
OND, YOKO	1/31/2003 19:00	1/31/2003 19:00		1/31/2003 23:59	1/31/2003 23:59		
CLARK, PETULA	1/25/2003 16:00	1/25/2003 16:00		1/26/2003 03:00	1/26/2003 03:00		
CLARK, PETULA	1/27/2003 09:00	1/27/2003 09:00		1/27/2003 17:00	1/27/2003 17:00		
CLARK, PETULA	1/29/2003 17:00	1/29/2003 17:00		1/30/2003 03:00	1/30/2003 03:00		
CLARK, PETULA	1/30/2003 17:00	1/30/2003 17:00		1/31/2003 03:00	1/31/2003 03:00		
CLARK, PETULA	1/31/2003 16:00	1/31/2003 16:00		2/1/2003 03:00	2/1/2003 03:00		
CLARK, PETULA	2/1/2003 16:00	2/1/2003 16:00		2/2/2003 03:00	2/2/2003 00:00		

Maitre'D		Distribution & Labor Cost			1000014 - No filter			
From Monday, August 13, 2001 15:27 To Sunday, August 19, 2001 00:00								
0012 Maitre'D Demo								
Net sales	\$1,105.88							
Number of customer	4							
Number of meals	53							
Task Summary								
Task	Reg. Hours	Over. Hours	Double Hours	Salary	Fringe Benefits	Total		
TAKE OUT	16,00	1,17	0,00	\$91.01	\$0.00	\$91.01		
COOK	33,55	11,00	0,96	\$779.55	\$0.00	\$779.55		
OWNERS	33,55	7,00	0,00	\$440.50	\$66.08	\$506.58		
Total	83,10	19,17	0,96	\$1,311.06	\$66.08	\$1,377.14		
Task Statistic								
Task	Hours	% Hours	Labor	% Labor	Labor cost	Customer/ Hour	Meals/ Hour	Sales/ Hour
TAKE OUT	17.1700	16.63 %	\$91.01	6.94 %	8.23 %	0.23	3.09	\$64.41
COOK	45.5100	44.09 %	\$779.55	59.46 %	70.49 %	0.09	1.16	\$24.30
OWNERS	40.5500	39.28 %	\$440.50	33.60 %	39.83 %	0.10	1.31	\$27.27
Total	103,23		\$1,311.06	118.55 %	0,04	0,51	\$10.71	
Department Statistic								
Department	Hours	% Hours	Labor	% Labor	Labor cost	Customer/ Hour	Meals/ Hour	Sales/ Hour
KITCHEN	45,51	44.09 %	\$779.55	59.46 %	70.49 %	0,09	1,16	\$24.30
FRONT OF THE HOUSE	57,72	55.91 %	\$531.51	40.54 %	48.06 %	0,07	0,92	\$19.16
Total	103,23		\$1,311.06	118.55 %	0,04	0,51	\$10.71	

Labor Cost

Maitre'D labor cost report shows information such as labor hours, wages, fringe benefits, other paid of total labor and dollars to the total number of customers served. This report is available for a specific date or date range. From the report filter window, select date or date range to be included in the report.

The following is a sample of the labor cost report :

Schedule

Maitre'D schedule report shows information on the scheduled hours for each T&A department with the employee name and assigned hours for the current week or the next week. It details each employee's schedule with the assigned task and hours. From the report filter window, select the current week or next week and the employee(s) to be included in the report.

The following is a sample of the schedule report :

Maitre'D		Time schedule		1000013 -		
		From Monday, July 30, 2001		No filter		
		To Sunday, August 05, 2001				
0012 Maitre'D Demo						
KITCHEN						
Employee	Reg. Hours	Over Hours	Double Hours			
CARNES, KIM	16.00	0.00	0.00			
LITTLE, RICH	32.00	8.00	0.00			
MURRAY, DONNA	32.00	4.00	0.00			
ONO, YOKO	40.00	12.00	0.96			
FRONT OF THE HOUSE						
Employee	Reg. Hours	Over Hours	Double Hours			
CLARK, PETULA	40.00	10.00	0.00			
COLLINS, PHIL	40.00	0.00	0.00			
FRAMPTON, PETER	10.00	3.00	0.00			
GIBBS, BARRY	8.00	0.00	0.00			
GIBSON, DEBBY	20.00	0.00	0.00			
JAGGER, MICK	40.00	5.00	0.00			
JONES, QUINCY	8.00	0.00	0.00			
O'CONNORS, SINEAD	32.00	0.00	0.00			
Total	318.00	42.00	0.96			
CARNES, KIM						
Task	Date	Time In	Time Out	Reg. Hours	Over Hours	Double Hours
DIVING	08/03/2001	19:00	03:00	8.00	0.00	0.00
DIVING	08/04/2001	19:00	03:00	8.00	0.00	0.00
				<u>16.00</u>	<u>0.00</u>	<u>0.00</u>